



203 St

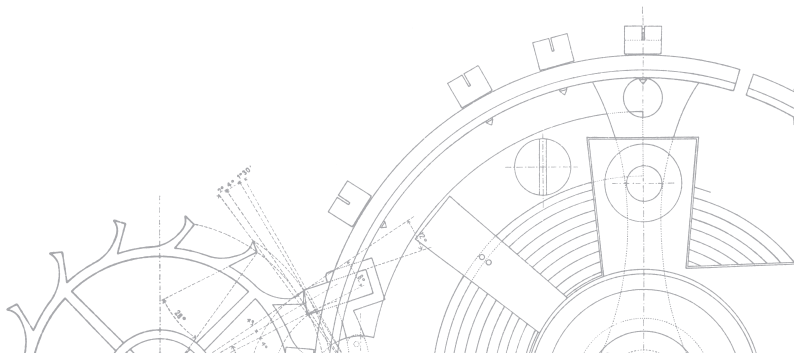


Sinn

SPEZIALUHREN ZU FRANKFURT AM MAIN

CONTENTS

| | |
|--|-------|
| SINN SPEZIALUHREN ZU FRANKFURT AM MAIN | 6-9 |
| INSTRUCTIONS FOR USE | 10-15 |
| TECHNICAL DETAILS | 16-17 |
| SERVICE | 18-19 |





DEAR CUSTOMER,

We know from numerous conversations that the people who buy our watches do so out of conviction. This includes people with a pronounced affinity to technology who are fascinated, for example, by the solutions we have devised for protection from magnetic fields and scratch resistance. Some of our customers, such as divers, pilots and the German GSG 9 special police unit, rely on their watches in their respective careers because their lives depends on it.

They all swear by the high performance, resilience and durability, as well as the quality and precision of these timepieces. The water- and pressure-resistance

data are reviewed and authenticated at regular intervals, as is the case with our diving watches, for instance. We, for our part, give absolute priority to functionality, which ultimately determines the design. Our watches only feature technological attributes that really make sense. All the while, we remain committed to our guiding principle that products have to speak for themselves.

The basic question that we ask ourselves is: which innovative technologies and materials can be employed for our craft and provide solutions for rendering our watches even more practical for everyday use? It is often worth indulging in a little lateral thinking to see what is going on in other industrial sectors or fields of science. We repeatedly go to the limits of physical resources to upgrade our watches – with the aim of making what's good even better. Most of our best developments are yet to come!

I am delighted that you have decided to buy a SINN timepiece and hope that it will continue to give you pleasure for many years to come.

Yours sincerely,
Lothar Schmidt

A handwritten signature in black ink, appearing to read 'L. Schmidt', with a stylized flourish at the end.

SINN SPEZIALUHREN ZU FRANKFURT AM MAIN

It was back in 1961 that pilot and blind-flying instructor Helmut Sinn founded the company. Since then, we have been committed to producing high-specification mechanical watches. In 1994, the graduate engineer Lothar Schmidt took over the company. This marked the beginning of a new era for the SINN brand, because the new owner took a decisive step towards more innovation. Under his leadership, new technologies and materials were introduced, thus providing the crucial incentives for our company's evolution and gradual emergence as an insider's tip for lovers of fine watches. Today, our name stands for technical innovations – much to the delight of both the trade and our customers alike.



All developments thoroughly tested

Take, for instance, the absolutely condensation-free and anti-reflective diving watch made of stainless steel – designed with HYDRO Technology. Other examples include a chronometer chronograph fashioned from a 22-carat gold alloy, which is as hard as stainless steel, and a chronometer whose resistance to magnetic interference is 20 times greater than normal. Or those watches filled with protective gas and featuring an integrated dehumidifying capsule to counteract moisture ingress and the ageing of the watch movement. This list would not be complete without mentioning the development of *Einsatzzeitmesser* (EZM), our 'service watches', for special police units and border guards, and the Temperature Resistance Technology that allows mechanical watches to perform at temperatures ranging from -45°C to $+80^{\circ}\text{C}$. The 303 KRISTALL model passed the fire and ice test during the 1998 Yukon Quest dog sledge race that crosses the icy wilderness of Canada and Alaska, where temperatures are known to plunge to -40°C . The watch was strapped to the arms of some of the participants on top of their protective clothing. This was followed in 1999 by the 203 ARKTIS model. This diving chronograph passed its field test in the Arctic Ocean with flying colours.



Innovations and certifications

One of our most important inventions is the oil-free DIAPAL Technology, based on low-friction materials for the key functional parts of the watch, enabling them to run without lubrication. This technology was first employed in our jubilee watch, the Frankfurt Financial District Watch in white gold. TEGIMENT Technology, with which SINN achieves a virtually scratch-resistant surface for its watches, represents another milestone. Other innovations include diving watches made from original submarine steel, as used in the construction of the outer shell of German Class 212 submarines. Germanischer Lloyd, the world's biggest classification society providing marine safety services, has been testing water and pressure resistance since 2005. Moreover, as part of an official authentication process conducted by Germanischer Lloyd in 2006, SINN diving watches were examined as diving gear – a first in the watchmaking sector – and tested according to European diving equipment standards. The result: these timepieces passed the temperature resistance and functionality tests with a sensational success. All test results are authenticated with a signature and seal.



Ongoing advancement in technology and quality

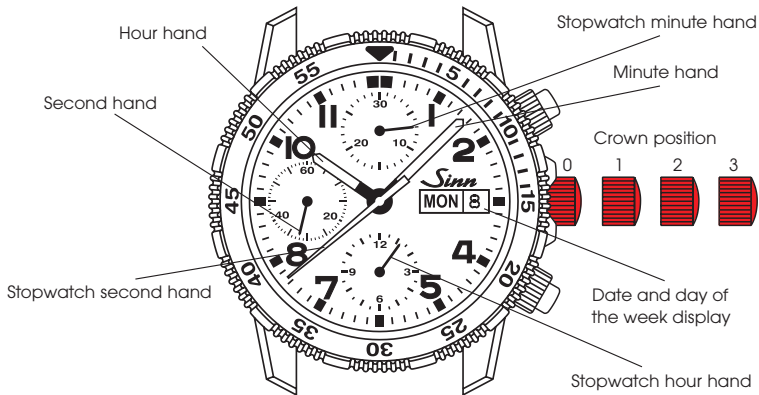
Our top priority has always been to develop watches that offer superior performance – both in daily and in professional use. Which is why our engineers are working continually to identify which innovative methods, materials and technologies are best suited for optimising our watches. Each new development has to first undergo rigorous practical tests before being incorporated. And no watch leaves our workshops before it has been subjected to thorough checking and fine adjustment by our master watchmakers.

Workshop modifications and hand-engraving

From the robust case and the polished crystal through to elaborate refinements: we make sure that each and every detail of our watches is fit for purpose. The same applies to our workshop modifications. Only the perfect interaction of all components and technologies ensures that our watches can meet all their design specifications in full. Take for example the SZ02 calibre of our U1000 diving chronograph. The 60-minute scale of the stopwatch minute counter is much simpler and more intuitive to read than the 30-minute scale commonly found on other watches. The hand-engraving represents a highly personal form of refinement. If required, our specially trained master engraver can etch a name, initials, monograms or symbols onto the rotor, movement bridge and case back.



INSTRUCTIONS FOR USE



Winding the watch (crown position 1)

The crown is screwable (crown position 0). To loosen the crown, turn it *counter-clockwise*. The movement is wound by turning the crown *clockwise*. About 40 winds of the crown are generally enough to ensure reliable functionality. Under normal circumstances, simply wearing the watch every day should suffice to keep the self-winding mechanism wound. The power reserve allows you to take off your watch overnight without having to re-wind it.

Time adjustment (crown position 3)

In crown position 3, the motion is paused. This helps you to set the watch precisely. To set the time accurately, we recommend moving the hand past the desired minute marker and then adjusting it *counter-clockwise*. Please make sure that the date changes at midnight and not at midday when adjusting the time. Move the hand forward until the date changes before you attempt to set the time. The movement restarts as soon as the crown is no longer in position 3.

Quickset date and day of the week adjustment of the week (crown position 2)

Do not use this function between 9 p.m. and 3 a.m. Crown position 2 can be used to change the date and day of the week quickly and simply. To set the date, pull the crown to the second position and turn it *clockwise* until the current date appears in the display window. To set the day of the week, turn the crown *counter-clockwise* until the desired day of the week is indicated. Please do not use the date setting function between 9 p.m. and 3 a.m. Between these times, the gear wheels used for changing the date are engaged, and the movement could be damaged.

Please take care to fasten the crown after making adjustments.

Using the chronograph to measure time

The chronograph is operated by means of buttons A and B. The push pieces are screwable. To loosen the push pieces, turn them *counter-clockwise* (Figure 1). The measurement starts when button A is pressed once. Pressing this button again stops the measurement. The measurement is resumed by pressing button A once more. This allows you to add up and record the cumulative time. Button B resets the hands of the chronograph to zero (Figure 2).

Please take care to fasten the push pieces after using the chronograph.



Figure 1

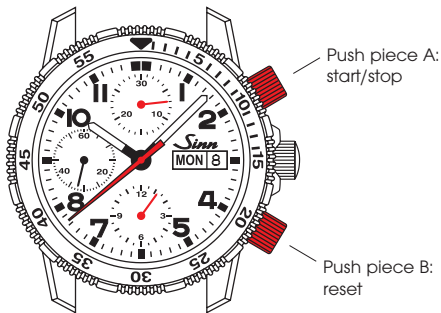


Figure 2

Using the diver's bezel to measure time

The diver's bezel is a rotatable bezel that can be set to the minute and only be rotated in one direction to prevent accidental adjustment. It has a luminous main marker which can be used in various ways. It can be used to highlight important time periods. Use it, for example, to mark the start of a period of time; the elapsed time can then be read off at a glance at any time.



ADJUSTING THE LENGTH OF THE WATCH STRAPS

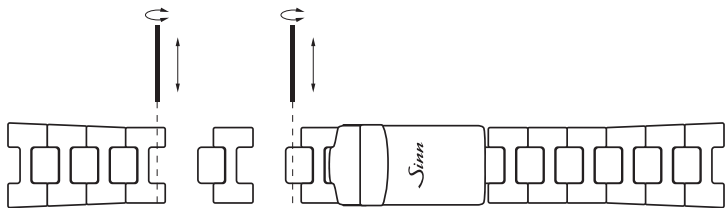
If you don't know how to shorten or lengthen the solid bracelet, please contact your SINN dealer or the watchmakers in our customer service department in Frankfurt am Main. Our customer service employees are also happy to help you over the telephone.

Adjusting the length of the solid bracelet

Determine the relative lengths of the two sides before adjusting the length of the bracelet. To ensure maximum comfort, both sides of the bracelet should contain the same number of links. If this is not possible, the top bracelet strap (above the 12 on the clock) should be longer.

It is not necessary to detach the solid bracelet from the watch or the clasp.

1. Loosen the screws on the side of the bracelet link which is to be removed or added.
2. Remove the superfluous bracelet link or insert a new one.
3. Before screwing tight, add a small drop (no more!) of thread-locker (AN 302-42 medium-tight) to the thread of the bracelet screw.





Luminous

TECHNICAL DETAILS

Mechanical movement

- Valjoux 7750
- Self-winding mechanism
- 25 bearing jewels
- 28,800 semi-oscillations per hour
- Seconds stop function
- Shock resistant as per DIN 8308
- Anti-magnetic as per DIN 8309

Case

- Stainless steel, polished
- Sapphire crystal glass in front, anti-reflective on both sides
- Case back screw-fastened
- Crown and push-pieces screwable
- Water-resistant as per DIN 8310
- Pressure resistant up to 30 bar (= 300 m water depth), 20 bar with transparent case back
- Low pressure resistant
- Band lug width: 20 mm
- Case diameter: 41 mm

Functions

- Hours, minutes, subsidiary seconds
- Date display
- Day of the week display
- Chronograph
- Diver's bezel with minute ratcheting and luminous key mark

Dial and hands

- Matte black dial
- Indices coated with luminescent colour
- Hour, minute and second hand coated with luminescent colour



SERVICE

General advice

To preserve the water resistance for as long as possible, the watch should be rinsed whenever it has been in contact with seawater, chemicals, etc. If your watch is frequently worn in water or underwater, we recommend having its water resistance checked at yearly intervals.

The watch is designed to withstand high levels of mechanical wear and tear and is shock resistant as per DIN 8308. Nevertheless, it goes without saying that continual mechanical stress in the form of impacts or vibration will affect its durability. Care should therefore be taken to protect your watch from unnecessary wear and tear. It is only possible to judge how well the watch keeps time after it has been in operation for approximately eight weeks, since it takes that long for the working mechanism to become adjusted, especially in view of the fact that everybody has different lifestyles and habits. In the event of any excessive deviation, please keep a day-to-day record of its timekeeping over a period of about one week, for example.

Do you have any questions?

Our employees will be pleased to advise you. Simply get in contact with us. We look forward to talking to you.

Telephone: + 49 (0)69 978 414 400

Telefax: + 49 (0)69 978 414 401

E-mail: kundendienst@sinn.de



Should you need to send your watch in to customer service, we need to ensure the process goes smoothly. We ask that you please include the following information:

- Name, address, e-mail address and fax number (where applicable) and a daytime telephone number.
- A detailed description of the problem. What is the exact nature of the defect? At what time does the problem arise? How often does the problem occur?
- Wherever possible, please state the date of purchase and your customer number (indicated on the invoice) or enclose a copy of the invoice.

For information about the process, please refer to the section entitled 'Repairs' in our general terms and conditions of business. You'll find our general terms and conditions of business on our website www.sinn.de/en. We would be happy to send you a copy of the general terms and conditions, or you can contact our customer service department directly. For insurance reasons, we strongly recommend sending us any return goods by registered parcel post. As an alternative for customers in Germany, there is also the option of a collection service covered by transport insurance, on request. To ensure your request is dealt with smoothly, please call our customer service department! We regret that we are unable to accept deliveries with unpaid postage!

Please send your watch to the following address:

Sinn Spezialuhren GmbH
Kundendienst
Im Földchen 5-7
60489 Frankfurt am Main
Germany

You can also find comprehensive information about SINN, our watches and technologies at www.sinn.de/en.

Sinn

SPEZIALUHREN ZU FRANKFURT AM MAIN

Im Földchen 5-7 · 60489 Frankfurt/Main
Telefon +49 (0) 69 . 97 84 14-200 · Fax -201
<http://www.sinn.de> · vertrieb@sinn.de

© Sinn Spezialuhren GmbH

1. Auflage / 1st Edition
11 2012

Technische Änderungen vorbehalten.
Technical specifications are subject to changes.

