

**EZM3 / EZM3F / EZM13**  
EINSATZZEITMESSER    EINSATZZEITMESSER    EINSATZZEITMESSER



*Sinn*


SPEZIALUHREN ZU FRANKFURT AM MAIN





## CONTENTS

SINN SPEZIALUHREN ZU FRANKFURT AM MAIN	6-11
DNV GL CERTIFIES SINN DIVING WATCHES	12-15
Ar-DEHUMIDIFYING TECHNOLOGY	16-17
<b>EZM3</b> EINSATZZEITMESSER	18-25
<b>EZM3F</b> EINSATZZEITMESSER	26-33
<b>EZM13</b> EINSATZZEITMESSER	34-43
ASSEMBLING AND ADJUSTING OF STRAPS	44-45
ADVICE	46-47
SERVICE	48-49





## DEAR CUSTOMER,

We know from numerous conversations that the people who buy our watches do so out of conviction. This includes people with a pronounced affinity to technology who are fascinated, for example, by the solutions we have devised for protection from magnetic fields and scratch resistance. Some of our customers, such as divers, pilots and the German GSG 9 special police unit, rely on their watches in their respective careers because their lives depend on it.

They all swear by the performance, resilience and durability, as well as the quality and precision of our watches. That is why the world's largest classification society DNV GL (formerly Germanischer Lloyd, Hamburg) regularly tests and certifies the water and pressure resistance of our diving watches.

Selected pilot watches are tested and certified by independent institutions according to the DIN 8330 Horology – Aviator watches in an extensive and complex type and unit verification process. This ensures that a DIN 8330-compliant pilot watch is a suitable all-round replacement for the on-board timekeeping instruments available to pilots. Functionality is our top priority and ultimately determines the design. Only the technical features that are really needed can be found on our watches. Because we believe that products have to speak for themselves.

The basic question that we ask ourselves is: which innovative technologies and materials can be employed for our craft and provide solutions for rendering our watches even more practical for everyday use? It is often worth indulging in a little lateral thinking to see what is going on in other industrial sectors or fields of science. We repeatedly go to the limits of physical resources to upgrade our watches – with the aim of making what’s good even better. Most of our best developments are yet to come!

I am delighted that you have decided to buy a SINN timepiece and hope that it will continue to give you pleasure for many years to come.

Yours sincerely,

A handwritten signature in black ink, appearing to read 'L. Schmidt', with a stylized flourish at the end.

Lothar Schmidt



*Sinn*

ENGINEERING OF TECHNOLOGY IN MADE

*Sinn*

ENGINEERING OF TECHNOLOGY IN MADE

## SINN SPEZIALUHREN ZU FRANKFURT AM MAIN

It was back in 1961 that pilot and blind-flying instructor Helmut Sinn founded the company. Since then, we have been committed to producing high-specification mechanical watches. In 1994, the graduate engineer Lothar Schmidt took over the company. This marked the beginning of a new era for the SINN brand, because the new owner took a decisive step towards more innovation. Under his leadership, new technologies and materials were introduced, thus providing the crucial incentives for our company's evolution and gradual emergence as an insider's tip for lovers of fine watches. Today, our name stands for technical innovations – much to the delight of both the trade and our customers alike.

### **Technical innovations**

Take, for example, the absolutely condensation-free, anti-reflective, German Submarine Steel diving watch – made possible by HYDRO Technology. Other examples include a chronometer chronograph fashioned from a 22-carat gold alloy that is as hard as stainless steel and a chronometer with a magnetic resistance of up to 80,000 A/m. There are also watches with a clockwork mechanism optimally protected from aging by an inert gas and integrated dehumidifying capsule. The list would not be complete without mentioning the development of mission timers (Einsatzzeitmesser or EZM in German) for firefighters, for special police units and border patrol guards. DIAPAL is one of our most important technological developments, with oiling no longer needed for the most important functions in the watch thanks to the materials we select. This technology was first used in 2001. With the aid of TEGIMENT Technology, we achieve greatly increased scratch resistance through surface hardening.

## Ongoing advancement in technology and quality

Our top priority has always been to develop watches that offer superior performance – both in daily and in professional use. Which is why our engineers are working continually to identify which innovative methods, materials and technologies are best suited for optimising our watches. Each new development has to first undergo rigorous practical tests before being incorporated. And no watch leaves our workshops before it has been subjected to thorough checking and fine adjustment by our master watchmakers.

## Innovations in endurance testing

The world's largest classification society for maritime safety DNV GL (formerly Germanischer Lloyd, Hamburg), has been testing our diving watches for pressure and water resistance since 2005. As part of DNV GL's official certification process, our diving watches have been treated as part of diving equipment since 2006 and tested and certified in accordance with European diving equipment standards. This is unparalleled in the watch industry. Selected pilot watches are tested and certified by independent institutions according to the DIN 8330 Horology – Aviator watches in an extensive and





complex type and unit verification process. This ensures that a DIN 8330-compliant pilot watch is not only a suitable all-round replacement for the on-board timekeeping instruments available to pilots, but is also capable of remaining unaffected by the physical stresses of flight, posing no risk potential for the crew or aircraft, and demonstrating compatibility with other on-board instruments.

The Temperature Resistance Technology keeps mechanical watches performing at temperatures ranging from  $-45\text{ }^{\circ}\text{C}$  to  $+80\text{ }^{\circ}\text{C}$ . This technology has proven its worth in the EZM 10 TESTAF, for example, used as part of the official approvals procedure for Airbus Helicopters (formerly Eurocopter) EC 145 T2 high-performance helicopter. The 303 KRISTALL is impressive proof of the functional reliability of our watches under the toughest climatic conditions. Equipped with Temperature Resistance Technology, the chronograph passed the acid test at the Yukon Quest, the world's most demanding dogsled race. The 203 ARKTIS passed its Arctic endurance test on the wrist of extreme diver Mario M. Weidner, withstanding all dives in the freezing cold waters of the Arctic Ocean above 81 degrees latitude. Both watches were worn on top of protective clothing. The real test was in the extreme temperature fluctuations between water and land – a test that the 303 KRISTALL and the 203 ARKTIS passed with flying colours.

Image: All of the technical details of our watches are documented by tests. This system of assessment has been specially designed for certification of the pressure resistance of our diving watches by DNV GL (formerly Germanischer Lloyd, Hamburg), the world's largest classification society for maritime safety.

## Workshop modifications

From the robust case and the polished crystal to the exquisitely decorated movement, we make sure that each and every detail in our watches is fit for purpose. In addition to our technology, the heart of any SINN watch is the fascinating mechanical movement. That is why we rely only on selected renowned manufacturers.

“SZ movements” is the name given to our movement modifications. The results are high-quality calibres characterised by impressive features. An example of this is the SZ04 with regulateur for the 6100 REGULATEUR series.

The model series 140 and EZM 10 uses our proprietary chronograph development, the SZ01. It was modelled on the Lemania 5100 calibre used in the EZM 1. One of the biggest differences between the SZ01 and the Lemania 5100 is the former’s stopwatch minute display. This feature now makes it even easier and quicker to record stop times more accurately. The aim of this modification was to significantly improve the readability of the chronograph function.

The SZ calibres 02, 03, 05 and 06 are a modification of the SZ01 movement, characterized by an off-center 60-minute counter. The 60-minute scale of the stopwatch minute counter is much simpler and more intuitive to read than the 30-minute scale commonly found in other watches.

Image: The column wheel chronograph movement of our 903 series is an enhancement based on the high-quality LJP 8000 calibre of Manufacture La Joux-Perret.



## DNV GL CERTIFIES SINN DIVING WATCHES

**So what does DNV GL (formerly Germanischer Lloyd) have to do with a watch manufacturer from Frankfurt am Main? The renowned company tests and certifies our diving watches according to a variety of criteria. One test focuses on water resistance and pressure resistance, while a second test procedure covers something never done before in the watchmaking industry: certification in accordance with the European standards for diving equipment!**

### **Testing for water resistance and pressure resistance**

In each dive, time plays a crucial role in survival on every dive. Diving watches must therefore be water-resistant, reliable and durable, and guarantee perfect readability in all lighting and water conditions. The information we provide about our diving watches is thus not merely captured in words, but proven in practice as well. Since 2005, DNV GL has been testing our diving watches for water resistance and pressure resistance. In accordance with these certification standards, the 206 ARKTIS II and 206 St Ar are pressure-resistant to 30 bar, the U50, EZM 3 and EZM 13 are pressure-resistant to 50 bar, the T1, U1, U212 and the U1000 series are pressure-resistant to 100 bar, while the T2, U2 and U200 series are pressure-resistant to 200 bar and the UX series is actually pressure-resistant to any accessible diving depth. For this series, DNV GL has confirmed the pressure resistance of the case to 12,000 m and of the movement to 5,000 m diving depth. The tests are repeated at regular intervals on all of these watches in order to document the consistency of the quality.



### Certificate

No. 55577-14 HH

This is to certify that at request of Messrs. Sine Speziallabor für Frankfurt am Main, Im Fildeweg 3-7, 60489 Frankfurt a

#### Hydraulic pressure test

on 5 diving watches  
of type line Sims

EDM 13

representing serial number 308

61

has been performed on 2nd June according to a diving 4 Additionally, testing with a minutes has taken place. It since 05.08 with an efficiency. There were no housing del watches has been observed the test tightness of the test

**DNV-GL**

Hamburg, 2014-06-09



### Certificate

Nr. 55486-13 HH

This is to certify that at request of Messrs. Sine Speziallabor für Frankfurt am Main, Im Fildeweg 3-7, 60489 Frankfurt,

#### Temperature and functional tests on

3 diving watches  
of type line Sims (EDM)

representing serial number list

003.5501-003.6500

were performed on November 07 and 08, 2013. The examinations were based on the requirements of the European Standards EN200-2000 and EN1443-2003 for type-qualification of diving equipment and were performed at the Zentrum für Schweißtechnik des RW Aachen.

The proper function of the watches has been determined directly after 3 hours conditioning at -30°C and +70°C with 95% relative humidity.

Hamburg, 2013-03-06



*Ralf Lorenz*  
Dr. Ing. Ralf Lorenz

Germanischer Lloyd (now DNV GL) has confirmed and certified the pressure resistance.

## **A premiere: certification in accordance with European diving device standards**

In a standardised test situation, will a diving watch deliver the same reliable performance as, say, a breathing apparatus? To answer this question, we were the first who have watches tested and officially certified according to the European standards for diving equipment. Also these tests are performed at regular intervals for all these watches. The testing and certification according to the European standards EN250 and EN14143 was completely new territory for both sides. This was the case because the standards for diving equipment cannot be applied to watches without modification. The experts at DNV GL thus adapted the standards appropriately and defined two series of tests. In the first of the two, they put the timepieces in a test cabinet for three hours at  $-20\text{ }^{\circ}\text{C}$ , then for three more hours at  $+50\text{ }^{\circ}\text{C}$ . The timepieces were subsequently checked for accuracy and functional reliability at both temperatures. In a second test, the watches had to withstand three hours at  $-30\text{ }^{\circ}\text{C}$  and 3 hours at  $+70\text{ }^{\circ}\text{C}$  with 95 % humidity. The result: Temperature resistance and perfect functioning were documented and certified for the watches in the U1, U1000 (since 2007), U2, U200 (since 2009), T1, T2, U212 (since 2013), EZM 13 (since 2014), 206 (since 2019), U50 (since 2020) and EZM 3 series after both tests. The UX series watches were also certified; however, these were subjected to a modified test involving temperatures between  $-20\text{ }^{\circ}\text{C}$  and  $+60\text{ }^{\circ}\text{C}$  due to their battery operation and oil filling.



### Certificate

No. 55578-14 908

This is to certify that at request of Messrs. Sime Spezialuhren in Frankfurt am Main, Im Fildchen 3-7, 60489 Frankfurt

#### temperature resistance and functional tests

on 4 diving watches of type line Sime

EDM 13

were performed on April 27<sup>th</sup> last determined directly at and 95% relative humidity, the examinations were in Standards EN250:2000 and equivalent, and were performed in accordance with DNV GL Bau in Han.

**DNV-GL**  
Hamburg, 2014-06-19



### Certificate

Nr. 55486-13 998

This is to certify that at request of Messrs. Sime Spezialuhren in Frankfurt am Main, Im Fildchen 3-7, 60489 Frankfurt,

#### temperature and functional tests on

3 diving watches of type line Sime EDM1

representing serial number list

063.5597-083.6590

were performed on November 1<sup>st</sup> and 01<sup>st</sup>, 2013. The examinations were based on the requirements of the European Standards EN250:2000 and EN14143:2003 for type-examination of diving equipment and were performed at the Zentrum für Unterwasserforschung of DNV GL Bau in Han.

The proper function of the watches has been determined directly after 3 hours conditioning at -30°C and +70°C with 95% relative humidity.

Hamburg, 2013-12-16



*Ralf Lipp*  
Dr. Ing. Ralf Lipp

Germanischer Lloyd (now DNV GL) has confirmed and certified the type-based test of temperature resistance and functionality in accordance with the European diving device standards EN250:2000 and EN14143:2003.

## Ar-DEHUMIDIFYING TECHNOLOGY

### Indication colours of the drying capsule



Pale blue

Up to 25%  
saturation



Light blue

Up to 50%  
saturation



Medium blue

Up to 75%  
saturation



Dark blue

Drying capsule  
saturated



When the drying capsule is saturated, as indicated by a deep blue colour, we recommend you have it exchanged so you can continue to enjoy all the advantages of the Ar-Dehumidifying Technology (enhanced reliability, longer intervals between maintenance).



### **Perfect freedom from fogging**

All the watches in this series meet the technical requirements for waterproofness, as set out in standard DIN 8310. But even with watertight instruments, the air enclosed in the case contains water in a gaseous state. And air can also penetrate the seals. When the water vapour in the case condenses into liquid, the instruments are impossible to read. To prevent this from happening, we have developed the Ar-Dehumidifying Technology. The combination of a special drying capsule, EDR seals (**extreme diffusion reduction**) and a filling of protective gas guarantee that the crystal remains free from fogging, even in difficult conditions.

### **Longer service intervals**

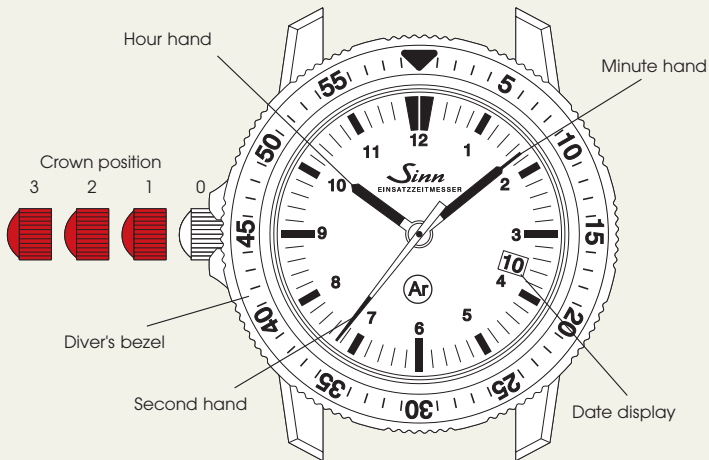
The sophisticated Ar-Dehumidifying Technology considerably slows the aging process of the watch's inner workings and keeps the movement functioning properly for longer. That is why we issue a three-year warranty on all our watches featuring Ar-Dehumidifying Technology. When the drying capsule is saturated, as indicated by a deep blue colour (refer to picture on the left side), we recommend you have it exchanged so you can continue to enjoy all the advantages of the Ar-Dehumidifying Technology (enhanced reliability, longer intervals between maintenance).



**The diving watch EZM 3 is a mechanical watch made for the toughest diving jobs. This is because you can always rely on classical mechanics anywhere where a watch with a quartz movement could pose a risk due to electronic interference or failure of the internal power supply. This is especially true when these mechanics are protected by sophisticated SINN technology.**

Filling the case with a protective gas keeps ambient oxygen and other corrosive gases at bay. The integrated drying capsule with its copper sulfate filling also absorbs the inevitable humidity which diffuses into the watch. The combination of carefully selected material dimensions and qualities together with perfect workmanship and complex sealing measures – such as double O-rings on the screwable crown – permits the approved use of the diving watch EZM 3 for a diving depth of 500 meters, corresponding to a pressure of 50 bar. This is an extreme performance value for which Magnetic Field Protection is crucial: an additional, solid soft iron sheath around the movement protects the accuracy of the watch up to magnetic field influences amounting to 80,000 A / m. All functions and printing on the dial not relevant to diving are muted in red.

# INSTRUCTIONS FOR USE



**Winding the watch (crown position 1)**

The crown is screwable (crown position 0). To loosen the crown, turn it *clockwise* (crown position 1). The movement is wound by turning the crown *counter-clockwise*. About 40 winds of the crown are generally enough to ensure reliable functionality. Under normal circumstances, simply wearing the watch every day should suffice to keep the self-winding mechanism wound. The power reserve allows you to take off your watch overnight without having to re-wind it.

**Time adjustment (crown position 3)**

In crown position 3, the motion is paused. This helps you to set the watch precisely. Please make sure the date changes at midnight and not at midday. Just move the hands forward until the date changes. Afterwards you attempt to set the time. We recommend moving the hands past the desired minute marker and then adjusting it backwards. The movement restarts as soon as the crown is no longer in position 3.

**Quickset date adjustment (crown position 2)**

Set the crown in position 2 and turn it *counter-clockwise* until the correct date appears in the date display window.

**Please take care to fasten the crown after making adjustments.**

## USING THE DIVER'S BEZEL TO MEASURE TIME



The diver's bezel is a rotatable bezel that can be set to the minute and only be rotated in one direction to prevent accidental adjustment. It has a luminous main marker which can be used in various ways. It can be used to highlight important time periods. Use it, for example, to mark the start of a period of time; the elapsed time can then be read off at a glance at any time.



Luminous design



## TECHNICAL DETAILS

### **Mechanical Movement**

- Self-winding mechanism
- Hand adjustment with stop-second function
- 28,800 semi-oscillations per hour
- Anti-magnetic as per DIN 8309

### **Functions**

- Hours, minutes, seconds
- Date display
- Diver's bezel with luminescent key mark

### **SINN Technologies**

- Ar-Dehumidifying Technology
- Magnetic Field Protection up to 80,000 A/m
- Functionally reliable from -45 °C up to +80 °C

### **Watch Case**

- Stainless steel, bead-blasted
- Crown screwable
- Sapphire crystal glass in front
- Case back screw-fastened
- Band lug width 20 mm
- Case diameter 41 mm

### **Tests and Certification**

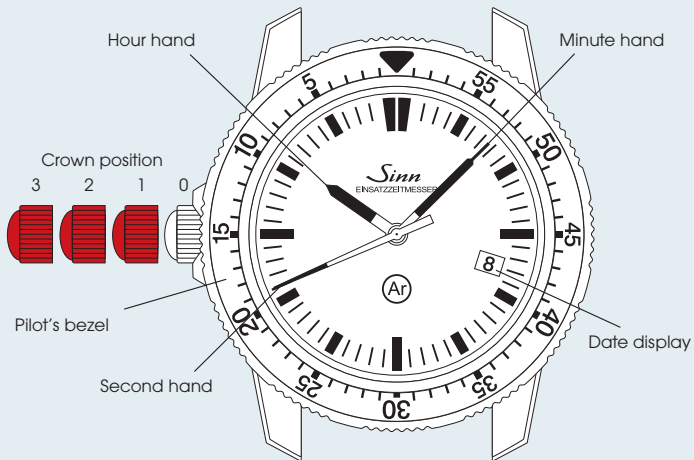
- Tested and certified as per European diving equipment standards EN250 and EN14143, by DNV GL
- Waterproof and pressure-resistant up to 500 m diving depth (= 50 bar), tested and certified by DNV GL
- As per technical demands for diving watch norm DIN 8306
- Meet the technical requirements for waterproofness, as set out in standard DIN 8310
- Low pressure resistant



**The EZM 3F is a classic pilot watch, featuring a countdown pilot's bezel with minute ratcheting. For better readability, the two-way rotating bezel has a striking, luminous triangular main marker at 12 o'clock.**

Also striking is the positioning of the crown on the left-hand side of the bead-blasted case. This enables greater freedom of movement and better protection for the crown. The instrumental watch is equipped with Ar-Dehumidifying Technology for more reliable functioning and greater freedom from fogging, Magnetic Field Protection up to 80,000 A/m and Temperature Resistance Technology to ensure reliable functioning in a temperature range from -45 °C to +80 °C.

# INSTRUCTIONS FOR USE



**Winding the watch (crown position 1)**

The crown is screwable (crown position 0). To loosen the crown, turn it *clockwise* (crown position 1). The movement is wound by turning the crown *counter-clockwise*. About 40 winds of the crown are generally enough to ensure reliable functionality. Under normal circumstances, simply wearing the watch every day should suffice to keep the self-winding mechanism wound. The power reserve allows you to take off your watch overnight without having to re-wind it.

**Time adjustment (crown position 3)**

In crown position 3, the motion is paused. This helps you to set the watch precisely. Please make sure the date changes at midnight and not at midday. Just move the hands forward until the date changes. Afterwards you attempt to set the time. We recommend moving the hands past the desired minute marker and then adjusting it backwards. The movement restarts as soon as the crown is no longer in position 3.

**Quickset date adjustment (crown position 2)**

Set the crown in position 2 and turn it *counter-clockwise* until the correct date appears in the date display window.

**Please take care to fasten the crown after making adjustments.**

## USING THE PILOT'S BEZEL TO MEASURE TIME



The pilot's bezel can be moved manually in both directions. The triangle glows in the dark. It can be used in a number of ways, including to measure important lengths of time. For example, you can set the marking to the beginning of the time span to be measured, or you can use it to indicate the end of a given span of time.



Luminous design



## TECHNICAL DETAILS

### Mechanical Movement

- Self-winding mechanism
- Hand adjustment with stop-second function
- 28,800 semi-oscillations per hour
- Anti-magnetic as per DIN 8309

### Functions

- Hours, minutes, seconds
- Date display
- Pilot's bezel with luminescent key mark

### SINN Technologies

- Ar-Dehumidifying Technology
- Magnetic Field Protection up to 80,000 A/m
- Functionally reliable from -45 °C up to +80 °C

### Watch Case

- Stainless steel, bead-blasted
- Crown screwable
- Sapphire crystal glass in front
- Case back screw-fastened
- Meet the technical requirements for waterproofness, as set out in standard DIN 8310
- Waterproof and pressure-resistant up to 20 bar
- Low pressure resistant
- Band lug width 20 mm
- Case diameter 41 mm



**The EZM 13 was designed as a mechanical timepiece for professional diving. As readability plays a crucial role when diving, the EZM 13 features an integrated SINN SZ02 chronograph movement. Boasting a 60-minute – rather than the standard 30-minute – counter at 6 o'clock, this SZ02 movement enables direct and easy reading of the minutes right through from 0 to 60.**

Another special feature is the positioning of the crown and push-pieces on the left-hand side of the EZM 13. These ensure unlimited freedom of movement for the hand. Also worth highlighting are the technological features of the diving chronograph, i.e. Magnetic Field Protection, Ar-Dehumidifying Technology and Temperature Resistance Technology. These features ensure professional divers are equipped with a reliable and high-performing instrument.

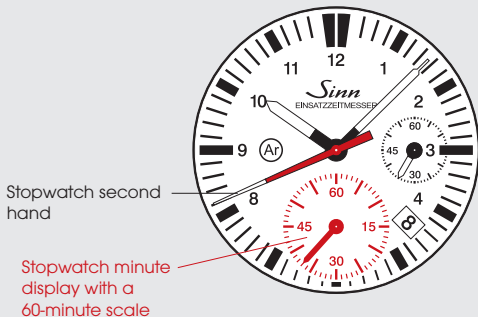
The EZM 13's suitability for professional use was tested by DNV GL who verified and certified its pressure resistance to a diving depth of 500 metres and its temperature resistance and functionality in accordance with the European diving device standards.



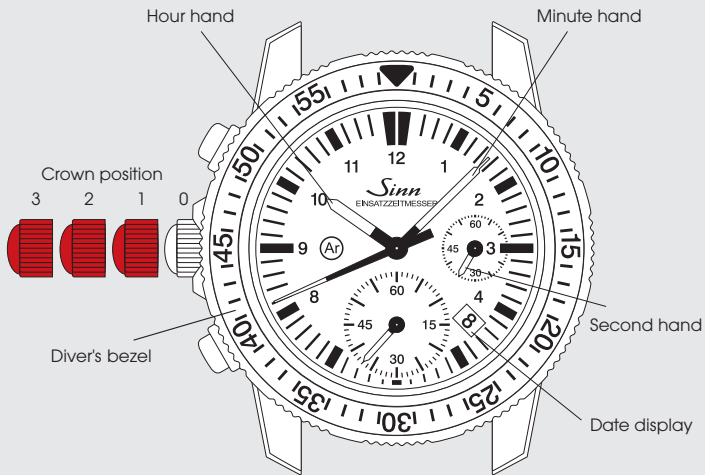
## THE SINN MOVEMENT SZ02

**The SINN movement SZ02 is a modification of the SZ01 movement, characterized by an off-center 60-minute counter.**

This movement, by contrast, only has a 30-minute chronograph counter. Stopped times are difficult to see on this standard caliber as the interim marks of the hour counter are very close to the hour indices. Only with the aid of this pointer is it possible to distinguish between a minute display of 0 to 30 and 30 to 60. The SZ02 permits direct reading of the minutes right through from 0 to 60 minutes.



# INSTRUCTIONS FOR USE



### Winding the watch (crown position 1)

The crown is screwable (crown position 0). To loosen the crown, turn it *clockwise* (crown position 1). The movement is wound by turning the crown *counter-clockwise*. About 40 winds of the crown are generally enough to ensure reliable functionality. Under normal circumstances, simply wearing the watch every day should suffice to keep the self-winding mechanism wound. The power reserve allows you to take off your watch overnight without having to re-wind it.

### Time adjustment (crown position 3)

In crown position 3, the motion is paused. This helps you to set the watch precisely. Please make sure the date changes at midnight and not at midday. Just move the hands forward until the date changes. Afterwards you attempt to set the time. We recommend moving the hands past the desired minute marker and then adjusting it backwards. The movement restarts as soon as the crown is no longer in position 3.

### Quickset date adjustment (crown position 2)

**Do not use this function between 9 p.m. and 3 a.m.** Set the crown in position 2 and turn it *counter-clockwise* until the correct date appears in the date display window. **Please do not use the date-setting function between 9 p.m. and 3 a.m.** Between these times, the gear wheels used for changing the date are engaged, and the movement could be damaged.

**Please take care to fasten the crown after making adjustments.**

## USING THE CHRONOGRAPH TO MEASURE TIME

The chronograph is operated by means of buttons A and B. The measurement starts when button A is pressed once. Pressing this button again stops the measurement. The measurement is resumed by pressing button A once more. This allows you to add up and record the cumulative time. Button B resets the hands of the chronograph to zero.





## USING THE DIVER'S BEZEL TO MEASURE TIME

The diver's bezel is a rotatable bezel that can be set to the minute and only be rotated in one direction to prevent accidental adjustment. It has a luminous main marker which can be used in various ways. It can be used to highlight important time periods. Use it, for example, to mark the start of a period of time; the elapsed time can then be read off at a glance at any time.





Luminous design

## TECHNICAL DETAILS

### Mechanical movement

- SINN movement SZ02
- Self-winding mechanism
- 25 bearing jewels
- Hand adjustment with stop-second function
- 28,800 semi-oscillations per hour
- Anti-magnetic as per DIN 8309

### Functions

- Hours, minutes, subsidiary seconds
- Chronograph with 60-minute stopwatch hand
- Date display
- Diver's bezel with luminescent key mark

### SINN Technologies

- Ar-Dehumidifying Technology
- Magnetic Field Protection up to 80,000 A/m
- Functionally reliable from -45 °C up to +80 °C
- Push-pieces with D3-System
- Captive bezel

### Watch case

- Stainless steel, bead-blasted
- Crown screwable
- Sapphire crystal glass in front
- Case back screw-fastened, nickel-free
- Band lug width 20 mm
- Case diameter 41 mm

### Tests and Certification

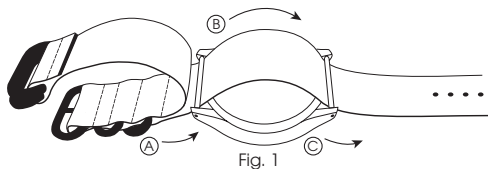
- Tested and certified as per European diving equipment standards EN250 and EN14143, by DNV GL
- Waterproof and pressure-resistant up to 500 m diving depth (= 50 bar), tested and certified by DNV GL
- As per technical demands for diving watch norm DIN 8306
- Meet the technical requirements for waterproofness, as set out in standard DIN 8310
- Low pressure resistant

## ASSEMBLING AND ADJUSTING OF STRAPS

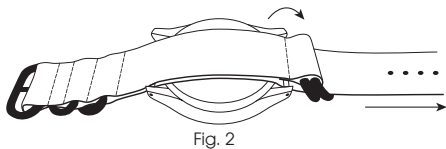
If you are not sure how to assemble, shorten or lengthen the watch straps, please contact your specialist SINN retailer directly or one of our watchmakers in customer service in Frankfurt am Main. We would also be happy to help you over the telephone.

### Assembling the textile strap

1. Place your watch on a soft cloth with the dial facing down.
2. Fold over the shorter side of the textile strap with the two metal loops pointing to the left. Then bring the longer side of the textile strap through the spring bars on the left and right, as illustrated in figure 1 (steps A to C).



3. Fold over the shorter side of the textile strap to the right over the case back and bring the longer side through the two metal loops. Tighten the textile strap carefully (figure 2).

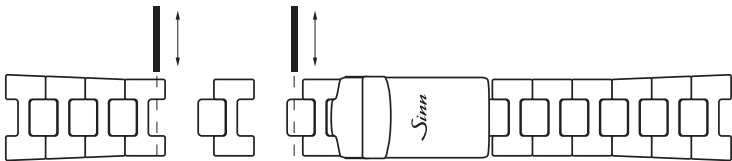


## Adjusting the length of the solid bracelet

Determine the relative lengths of the two sides before adjusting the length of the bracelet. To ensure maximum comfort, both sides of the bracelet should contain the same number of links. If this is not possible, the top bracelet strap (above the 12 on the clock) should be longer.

It is not necessary to detach the solid bracelet from the watch or the clasp.

1. Loosen the screws on the side of the bracelet link which is to be removed or added.
2. Remove the superfluous bracelet link or insert a new one.
3. Before screwing tight, add a small drop (no more!) of thread-locker (AN 302-42 medium-tight) to the thread of the bracelet screw.





# ADVICE

## **Water resistance**

In its original condition, your watch fulfils the technical requirements of water resistance according to DIN 8310. The static compressive stress of your watch is given in bar. Each and every one of our watches is tested for water resistance. However, in everyday use it is important to note that seals can suffer from wear and ageing over time due to a wide range of factors which arise when wearing a wristwatch. We therefore recommend having the water resistance checked at least once a year. To ensure your watch retains its water resistance for as long as possible, rinse it with tap water if it comes into contact with seawater, chemicals or the like. Continual mechanical stress in the form of shocks and vibrations can also not only reduce water resistance, but also increase wear and tear of the movement. Care should therefore be taken to protect your watch from unnecessary impacts.

## **Accuracy**

The measured results of the watch's rate are always "snapshots" taken under laboratory conditions. For this reason, we also take each owner's individual movements into account when making a specific regulator correction. It is therefore only possible to judge the accuracy of your watch after it has been in operation for approximately eight weeks. In the event of a deviation, please keep a daily record of its timekeeping over an extended period, for example one week.

**Do you have any questions? Our employees will be pleased to advise you.**

Telephone: + 49 (0)69/97 84 14-400

Telefax: + 49 (0)69/97 84 14-401

E-mail: [service@sinn.de](mailto:service@sinn.de)





## SERVICE

### **Does your SINN watch need an inspection, repair, retrofitting or reconditioning?**

If possible, please use our service order form. For information about our service order form, please refer to the section entitled "Customer Service" on our website [www.sinn.de/en](http://www.sinn.de/en) and to the section entitled "Servicing and repairs" in our general terms and conditions at [www.sinn.de/en](http://www.sinn.de/en). We would be happy to send you a copy of the general terms and conditions.

Our international partners generally offer on-site service. However, should they be unable to provide a certain service, they will organise the safe dispatch and return of the SINN watch to our manufactory in Germany. Please be aware that our partners will wait until they have a sufficient number of SINN watches before they post a shipment, in order to keep transport costs and customs duties to a minimum. This will increase the processing time.

Alternatively, you can send your SINN watch to us directly. You will be required to cover the postage costs for the delivery and return shipment, which vary depending on the country. For insurance reasons, we strongly recommend sending us any return goods by registered parcel post. We regret that we are unable to accept deliveries with unpaid postage!

In case you have a chance to drop off your watch directly at our office in Frankfurt am Main we look forward to your visit. Please make a note of our opening times.

**For information about our service, please refer to the section entitled "Customer Service" on our website [www.sinn.de/en](http://www.sinn.de/en) or +49 (0)69 / 97 84 14-400.**

# Sinn

SPEZIALUHREN ZU FRANKFURT AM MAIN

© Sinn Spezialuhren GmbH

3. Auflage / 3rd Edition

04 2021

Technische Änderungen vorbehalten.

Technical specifications are subject to changes.

